

ANNUAL DRINKING WATER QUALITY REPORT

Liberty-Chesnee-Fingerville Water District (4220010) May, 2023 P. O. Box 400, Chesnee, S.C. 29323

This report is intended to provide you with important information about your drinking water and the efforts made by the water system to provide safe drinking water.

The source of drinking water used by the Liberty-Chesnee- Water District is surface water.

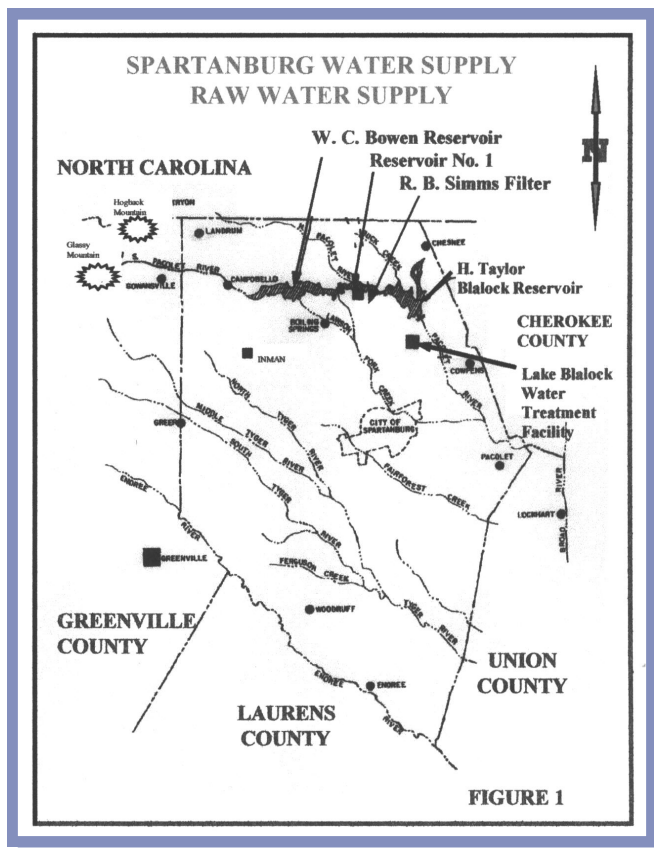
Este informe contiene informacion muy importante. Traduscalo o hable con alguien que lo entienda bien.

CONSUMER CONFIDENCE REPORT

On August 6, 1998, the Environmental Protection Agency promulgated the Consumer Confidence Report regulation. This rule requires public water systems to publish an annual report for distribution to their customers and other water consumers which gives detailed information about water sources, water treatment, water quality and regulatory compliance. The sixteenth of these annual reports, covering the calendar year 2022, must be prepared and distributed by July 1, 2023.

SOURCE WATER INFORMATION

Liberty-Chesnee-Fingerville Water District purchases water from the Spartanburg Water System (SWS) for distribution to residential, commercial and industrial customers. Spartanburg Water System uses surface water from three lakes within Spartanburg County: Lake William C. Bowen, Municipal Reservoir #1, and Lake Taylor H. Blalock (Figure 1).



Lake Bowen is a man-made lake formed by the waters of the South Pacolet River and its tributaries. Water flows from Lake Bowen into Municipal Reservoir #1, another man-made lake. The entire watershed for these lakes lies within the state of South Carolina, in Spartanburg and eastern Greenville Counties. Water from these lakes is treated at the R. B. Simms Water Treatment Plant. Lake Blalock is also a man-made lake formed by the combining of surplus water from the Bowen/Reservoir #1 system with the North Pacolet River and its tributaries. Part of the Blalock watershed is in South Carolina and part is in North Carolina. Water from Lake Blalock is treated at the Miles W. Whitlock Water Treatment Facility.

The South Carolina Department of Health and Environmental Control (SCDHEC) is required by the Safe Drinking Water Act Amendments of 1996 to perform a delineation and assessment of each watershed in South Carolina which is used as a drinking water source. Additional information about SCDHEC's Source Water Assessment Program and the specific Assessments are no longer on the SCHEC website but may be found through the following website. www.scdhec.gov/homeandenvironment/water/sourcewaterprotection/

(CONT. FROM PAGE 1)

TREATMENT PROCESS

Conventional water treatment is used at both the R.B. Simms and Whitlock treatment plants. “Raw” water from the reservoir is first passed through a screen to remove large objects, and then treated with chlorine and chlorine dioxide. These treatment chemicals aid in removal of iron and manganese, two natural substances in the water which would stain clothing and plumbing fixtures if not removed. They also act as a disinfectant, destroying bacteria, viruses, algae, and other organisms, some of which could cause illness. Alum, poly-aluminum chloride, lime, and polymer are then added. In a process called coagulation, these substances combine with each other and with fine particles in the water to form a substance called “floc” which is heavier than water. Powdered activated carbon is added at this stage as needed to help remove unpleasant tastes or odors. The water then passes through large basins where the floc settles to the bottom and is removed, taking unwanted substances with it. Clear “settled” water is skimmed from the top of the basins and filtered to remove still more unwanted material. Additional chlorine disinfectant and lime are added as needed to meet state requirements. A corrosion inhibitor containing zinc and phosphate is added to preserve distribution piping and prevent lead and copper contamination. Finally, fluoride is added to prevent tooth decay.

Each step of the treatment process represents a barrier which prevents chemical contaminants and disease organisms from passing through the treatment plant into the drinking water. EPA has established standards for the performance of each of these barriers.

The effectiveness of coagulation, sedimentation and filtration in removing particles from the water is determined by measuring the turbidity of the water as it leaves the filters. Turbidity is a measure of the quantity of finely divided particles suspended in the water, and is reported in units called NTU. The EPA standard for the turbidity of filtered water states that turbidity may not exceed 0.3 NTU in more than 5% of all the measurements taken, and must never exceed 1 NTU. 1 NTU turbidity cannot be seen by the human eye.

Turbidity measurement is required every 4 hours. SWS was in full compliance with this requirement in 2022.

SOURCE OF DRINKING WATER

The sources of drinking water (both tap water and bottled water) include rivers, lakes, streams, ponds, reservoirs, springs, and wells. As water travels over the surface of the land or through the ground, it dissolves naturally-occurring minerals and, in some cases, radioactive material, and can pick up substances resulting from the presence of animals or from human activity.

Contaminants that may be present in source water include:

- Microbial contaminants, such as viruses and bacteria, which may come from sewage treatment plants, septic systems, agricultural livestock operations, and wildlife.
- Inorganic contaminants, such as salts and metals, which can be naturally-occurring or result from urban storm water runoff, industrial or domestic wastewater discharges, oil and gas production, mining, or farming.
- Pesticides and herbicides, which may come from a variety of sources such as agriculture, urban storm water runoff, and residential uses.
- Organic chemical contaminants, including synthetic and volatile organic chemicals, which are by-products of industrial processes and petroleum production, and can also come from gas stations, urban storm water runoff, and septic systems.
- Radioactive contaminants, which can be naturally-occurring or be the result of oil and gas production and mining activities.

CHEMICAL MONITORING

Public water systems are required to monitor their drinking water for a large number of chemical contaminants. These include inorganic chemicals, synthetic organic chemicals, volatile organic chemicals, disinfection byproducts, and radioactive contaminants. For some of these contaminants, EPA has established and SCDHEC has adopted maximum contaminant levels and maximum contaminant level goals. These contaminants are referred to as regulated contaminants. Unregulated contaminants are those that do not have a drinking water standard set by EPA. EPA is required by the Safe Drinking Water Act to identify every five years a list of potential contaminants, make a rule for water systems to test for them, and then make a decision whether regulation is necessary. For other contaminants, EPA and SCDHEC require monitoring as a means of building a base of occurrence data, but there are not at this time any enforceable limits on the concentration of these contaminants. These are referred to as unregulated contaminants. FDA regulations establish limits for contaminants in bottled water which must provide the same protection for public health.

Some people may be more vulnerable to contaminants in drinking water than the general population. Immuno-compromised persons such as persons with cancer undergoing chemotherapy, persons who have undergone organ transplants, people with HIV/Aids or other immune system disorders, some elderly, and infants can be particularly at risk from infections. These people should seek advice about drinking water from their health care providers. EPA/CDC guidelines on appropriate means to lessen the risk of infection by cryptosporidium and other microbiological contaminants are available from the **Safe Drinking Water Hotline 1-800-426-4791**.

We are required to report only those contaminants which have been detected during the calendar year 2022, or in the most recent sample taken for parameters measured less frequently than once per year. The information must include the contaminant name, the MCLG and MCL, the highest level found (or the average for substances subject to secondary MCL's) and the range of measurements if multiple samples were taken, the date samples were taken, and the typical source or sources of the contaminants detected. Since no MCL's were exceeded, no health effects language is required.

All sources of drinking water are subject to potential contamination by substances that are naturally occurring or man made. These substances can be microbes, inorganic or organic chemicals and radioactive substances. All drinking water, including bottled water, may reasonably be expected to contain at least small amounts of some contaminants. The presence of contaminants does not necessarily indicate that the water poses a health risk. More information about contaminants and potential health effects can be obtained by calling the **Environmental Protection Agency's Safe Drinking Water Hotline at 1-800-426-4791**.

If present, elevated levels of lead can cause serious health problems, especially for pregnant women and young children. Lead in drinking water is primarily from materials and components associated with service lines and home plumbing. Liberty Chesnee Fingerville Water District is responsible for providing high quality drinking water, but cannot control the variety of materials used in plumbing components. When your water has been sitting for several hours, you can minimize the potential for lead exposure by flushing your tap for 30 seconds to 2 minutes before using water for drinking or cooking. If you are concerned about lead in your water, you may wish to have your water tested. Information on lead in drinking water, testing methods, and steps you can take to minimize exposure is available from the Safe Drinking Water Hotline or at <http://www.epa.gov/safewater/lead>. MCL's are set at very stringent levels. To understand the possible health effects described for many regulated constituents, a person would have to drink 2 liters of water every day for a lifetime at the MCL level to have a one-in-a-million chance of having the described health effect.

Liberty-Chesnee-Fingerville Water District, Spartanburg Water System & the South Carolina Department of Health & Environmental Control routinely monitor for 150 contaminants in your drinking water according to federal and state laws.

SPARTANBURG WATER SYSTEM MONITORING—REGULATED

Substance	MCLG	MCL	Highest Level	Range of Levels	Year Sampled	MCL exceeded ?	Typical Source
Fluoride* R. B. Simms	4.0 ppm	4.0 ppm	0.74 ppm	NA*	2022	NO	Erosion of natural deposit. Water additive which promotes strong teeth
Nitrate	10 ppm	10 ppm	0.08 ppm	NA	2022	NO	Naturally occurring and fertilizer runoff
Total Organic Carbon	NA	TT = removal ratio of 1 or greater	Removal Ratio Avg. = 1.04	1.00—1.17	2022	NO	Naturally occurring
Turbidity	N/A	TT = 1 NTU	0.45 NTU	0.01—0.45	2022	NO	Soil Runoff
		TT = Percentage of samples equal to or below 0.3 NTU	99%	NA			

* Only fluoride results from samples taken by DHEC are given in the table. Average fluoride level detected by SWS's certified laboratory during 2022 was 0.69 ppm for RB Simms.

**REGULATED ORGANIC SUBSTANCES DETECTED IN SWS FINISHED DRINKING WATER/DISTRIBUTION SYSTEM
(Samples taken at the R.B. Simms Treatment Plant, unless otherwise noted)**

Substance	MCLG	MCL	Level Found	Range of Levels Found	Date of Sample	Was MCL exceed ?	Typical Source
Chlorobenzene	0.1 ppm	0.1 ppm	0.00052 ppm	NA	2022	NO	Discharge from chemical and agricultural chemical factories

SPARTANBURG WATER SYSTEM MONITORING—UNREGULATED

Substance	MCLG	Secondary MCL	Level Found	Range Of Level	Year Sampled	MCL Exceeded?	Typical Source
Sodium	N/A	N/A	9.7 ppm	N/A	2022	No	Naturally Occurring

SWS WATER-COLIFORM BACTERIA MEASURED IN THE DISTRIBUTION SYSTEM

Contaminant	MCLG	TT Date of Sample	Result	Year Sampled	Was TT Exceeded?	Typical Source
Total Coliform	NA	TT*	No positive E coli. results	2022	NO	Naturally present in the environment

On April 1, 2016 SCDHEC required public water systems to implement the Revised Total Coliform Rule (RTCR). * Under RTCR a Treatment Technique (TT) violation is defined as any of the following: E. Coli positive repeat sample following a total coliform-positive routine sample, Total coliform-positive repeat sample following an E. Coli routine sample, Failure to take all required repeat samples following an E. Coli-positive routine sample and Failure to test for E. Coli when any repeat sample tests positive for total coliform.

Substances Monitored for the Secondary Drinking Water Regulations (Samples taken at the RB Simms Treatment Plant)

Substance	MCLG	Secondary MCL	Average Level Found	Range of Levels Found	Date of Sample	Typical Source
Aluminum	No MCLG	200 ppb	23 ppb	8—239 ppb	2022	Naturally Occuring
Chloride	No MCLG	250 ppm	10 ppm	8—15 ppm	2022	Naturally Occuring
Copper	No MCLG	1000 ppb	ND	ND	2022	Naturally Occuring
Manganese	No MCLG	50 ppb	8 ppb	ND—9 ppb	2022	Naturally Occuring
PH	No MCLG	6.5-8.5 SU	7.1 SU	6.8—7.4 SU	2022	Naturally Occuring
Sulfate	No MCLG	250 ppm	14 ppm	13—17 ppm	2022	Naturally Occuring
Total Dissolved Solids	No MCLG	500 ppm	45 ppm	16—76 ppm	2022	Naturally Occuring
Zinc	No MCLG	5000 ppb	97 ppb	24—158 ppb	2022	Added for corrosion control

SWS WATER DISINFECTANTS AND DISINFECTION BYPRODUCTS MEASURED IN THE DISTRIBUTION SYSTEM

Substance	MRDLG MCLG	MRDL MCL	Highest Level Found	Range of Levels Found	Date of Sample	Was MRDL or MCL Exceeded?	Typical Source
Chlorine	4 ppm	4 ppm	1.57 ppm	0.37—1.57	2022	NO	Added for disinfection
Total Trihalomethanes	0	80 ppb*	LRAA=50 ppb	17– 61	2022	NO	By-product of disinfection
Total Haloacetic Acids	0	60 ppb*	LRAA= 30 ppb	12—35	2022	NO	By-product of disinfection

* Compliance for Trihalomethanes and Haloacetic Acids are based on Locational Running Annual Average (LRAA), not individual sample values. The calculated LRAA may include data from 2021 not reported on this table while range of levels found represents samples collected.

SWS WATER LEAD AND COPPER MEASURED IN THE DISTRIBUTION SYSTEM (required every 3 years)

Contaminant	Action Level 90%	SWS 2022 90%	Number over Action Level	Typical Source
Copper	1.3 ppm	0.158 ppm	0	Erosion of natural deposits; Leaching from wood preservatives; Corrosion of household plumbing systems.
Lead	15 ppb	ND	0	Erosion of natural deposits; Leaching from wood preservatives; Corrosion of household plumbing systems.

Liberty-Chesnee-Fingerville Water District Coliform Bacteria Measured in the Distribution System

Contaminant	MCLG	TT	Result	Date of Sample	Was TT Exceeded?	Typical Source
Total Coliform	NA	TT*	No Positive E. Coli results	2022	No	Naturally present in the environment

On April 1, 2016 SCDHEC required public water systems to implement the Revised Total Coliform Rule (RTCR). * Under RTCR a Treatment Technique (TT) violation is defined as any of the following: E. Coli positive repeat sample following a total coliform-positive routine sample, Total coliform-positive repeat sample following an E. Coli routine sample, Failure to take all required repeat samples following an E. Coli-positive routine sample and Failure to test for E. Coli when any repeat sample tests positive for total coliform.

LIBERTY-CHESNEE-FINGERVILLE WATER DISTRICT LEAD AND COPPER RULE

Contaminant	Action Level (AL)	MCLG	90th Percentile	Sites Over AL	Year Sampled	Violation	Likely Source of Contamination
Copper	1.3 ppm	1.3 ppm	0.205ppm	0	2022	No	Erosion of natural deposits; Leaching from wood preservatives; Corrosion of household plumbing systems.

LIBERTY-CHESNEE-FINGERVILLE WATER DISTRICT - DISINFECTANTS AND DISINFECTION BY-PRODUCTS

Substance	MCLG	MCL	Highest Level	Range of Levels	Year Sampled	Violation	Typical Source
Chlorine	4 ppm	4 ppm	1.00 ppm	0.80-1.00 ppm	2022	No	Water Additive to control microbes
Haloacetic Acids (HAA5)	No Goal for Total	60 ppb	25 ppb	13.8—40.3 ppb	2022	No	By-product of disinfection
Total Thrialomethanes (TTHM)	No Goal for Total	80 ppb	36 ppb	18.5—49.9 ppb	2022	No	By-product of disinfection

What do all those symbols mean?


Non-Detects (ND)-laboratory analysis indicates that the constituent is not present.

Parts per million (ppm) or Milligrams per liter (mg/l)-one part per million corresponds to one minute in two years or a single penny in \$10,000.

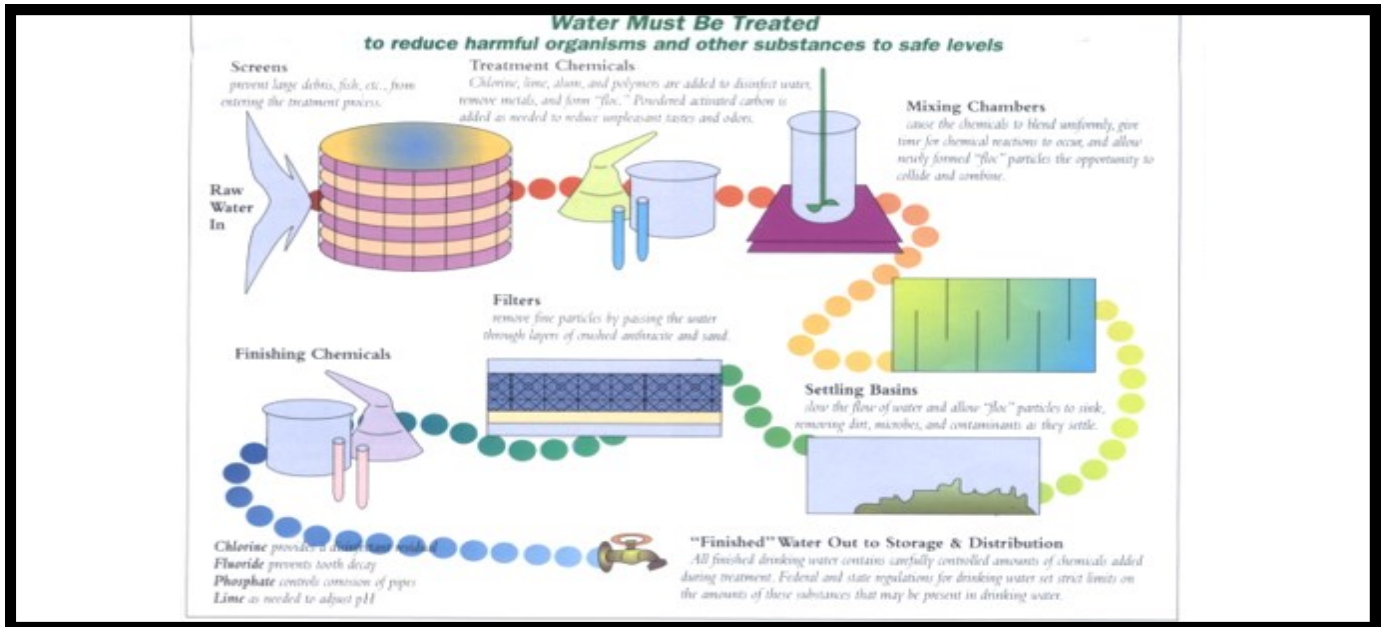
Parts per billion (ppb) or Micrograms per liter-one part per billion corresponds to one minute in 2,000 years, or a single penny in \$10,000,000.

Action Level-the concentration of a contaminant which, if exceeded, triggers treatment or other requirements which a water system must follow.

Maximum Contaminant Level (MCL)-The “**Maximum Allowed**” is the highest level of a contaminant that is allowed in drinking water. MCL's are set as close to the MCLGs as feasible using the best **available treatment technology**.



Liberty-Chesnee-Fingerville Water District
P. O. Box 400
Chesnee, S.C. 29323



If you have questions about this report, please call our office at 864-461-2231. Our District is governed by a Board of Commissioners who meet on the last Thursday of each month at 5:00 p.m.